

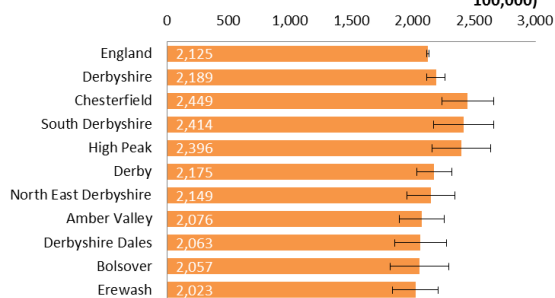
# Insight into..... Falls in Derbyshire

**1 in 3** over 65 year olds will fall each year

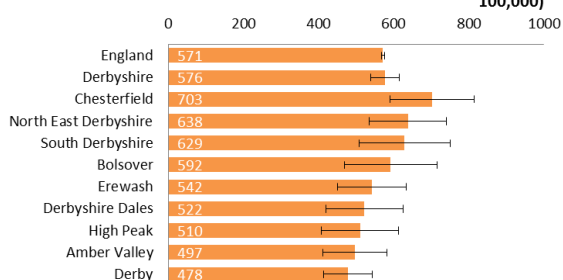
Estimated cost to Derbyshire each year  
**49m**

**75%** of hip fractures in over 65s are to women

## Falls admissions by district (DSR per 100,000)



## Hip fractures by district (DSR per 100,000)



203,500  
Population aged 65+

70,100 will fall per year

11,000 will call ambulance out



6,000 hospital admissions



4,500 injurious falls

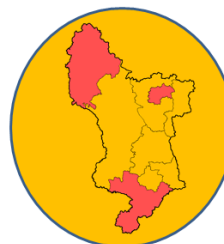
1,100 hip fractures



57 recorded as discharged to care home

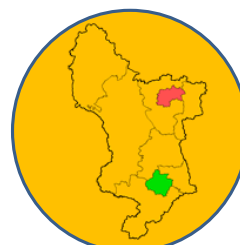
120 deaths

## Variation in hospital admissions for injurious falls in over 65s



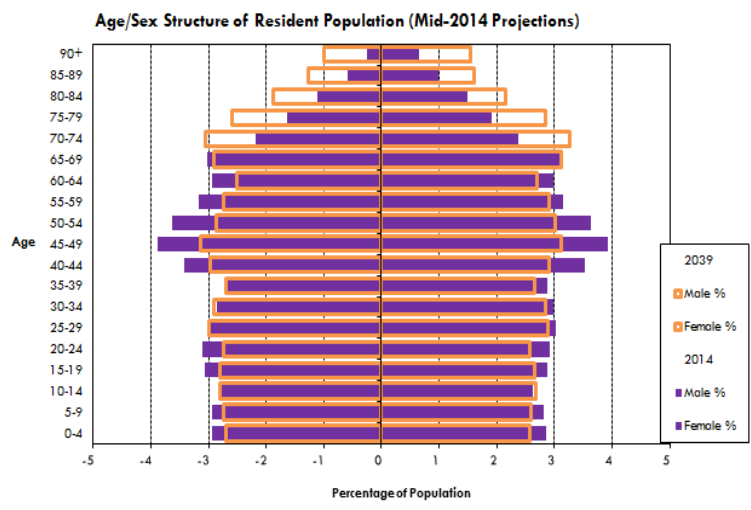
Maps are coloured to show significance of districts compared to England, surrounding circle shows the county significance

## Variation in hospital admissions for hip fractures in over 65s



# Insight into..... Falls in Derbyshire

Our 65+ population will grow **32%** between 2014 and 2039...

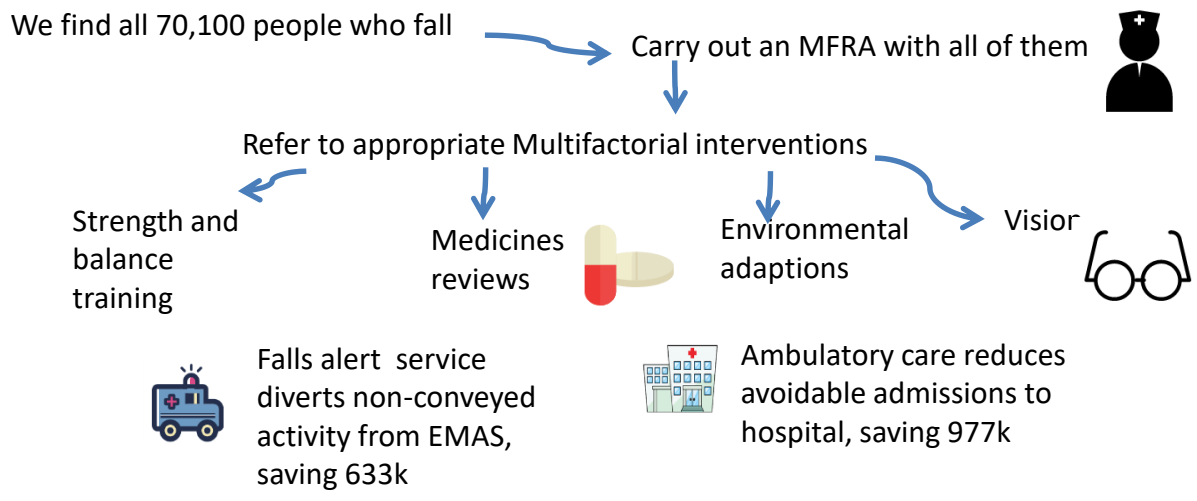


From **203,592**  
To **268,029**

Which could mean an additional **21,000** falls per year



## In a perfect world ...



These extra interventions would cost £6.9 million

Could reduce falls by 29% saving £14.8 million

**£** Estimated net saving to Derbyshire each year **£9.3 - £10.8m**