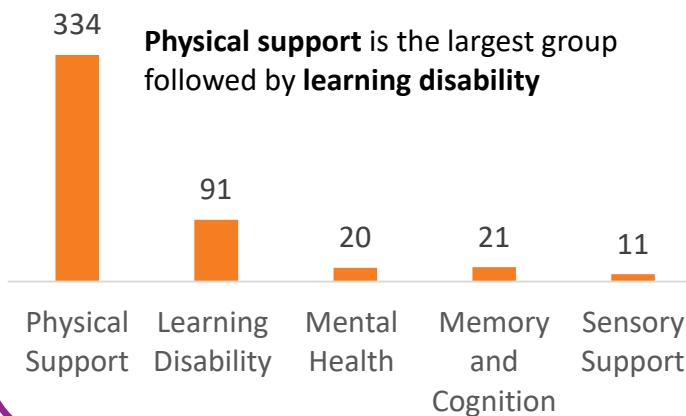


# Adult Social Care users in Derbyshire 2019

This infographic gives a summary of the ASCS survey carried out by all councils with social services responsibility, focussing on the results for Derbyshire. It is for social care clients and staff.

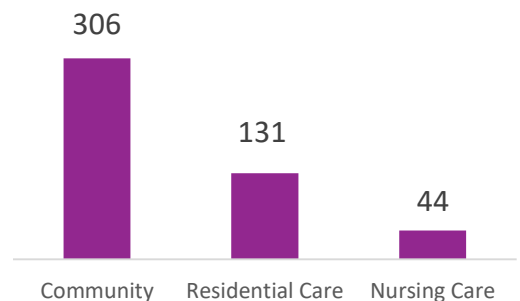
- There are 9,691 people receiving social services care or support in Derbyshire, which is about 15 in every 1,000 adults in Derbyshire (Census mid year estimate for Derbyshire 642,870)
- In 2019 a random sample of 1326 people receiving services were sent a survey, and 497 completed it (38%)

## Primary support reasons



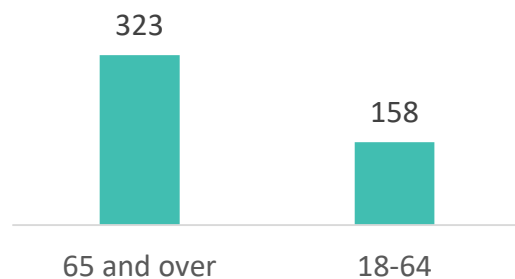
## Where do they live?

The largest group of clients live in the **community**



## How old are they?

The largest group of clients are **65 and over**



## What's their Quality of Life like?

**19.3** in Derbyshire (**19.0** last year)

**19.1** England (**19.1** last year)

**19.1** East Midlands (**18.9** last year)

We are similar to others, and have all dropped slightly since last year

(Quality of Life is a score out of a maximum of 24)

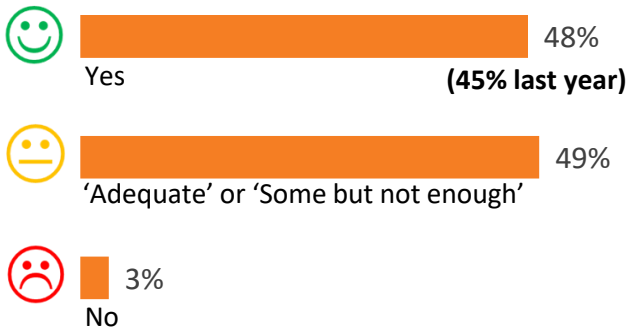
(Figures may not all add up to 516 as not all questions were answered by all respondents)

For any further information please contact [kit@derbyshire.gov.uk](mailto:kit@derbyshire.gov.uk)

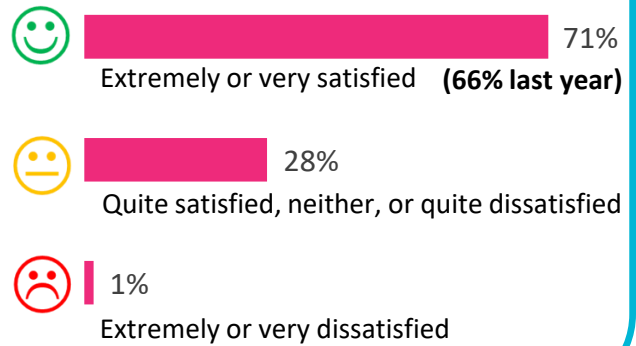
# Adult Social Care users in Derbyshire 2019

This infographic gives a summary of the ASCS survey carried out by all councils with social services responsibility, focussing on the results for Derbyshire. It is for social care clients and staff.

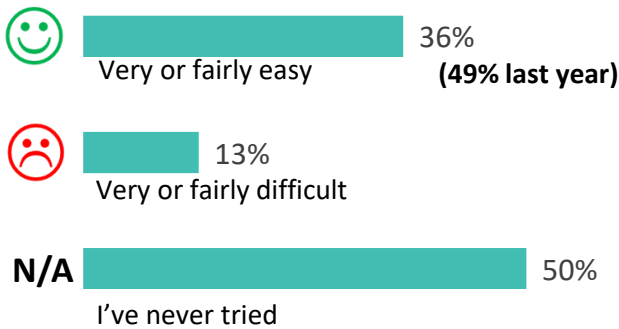
## Enough social contact?



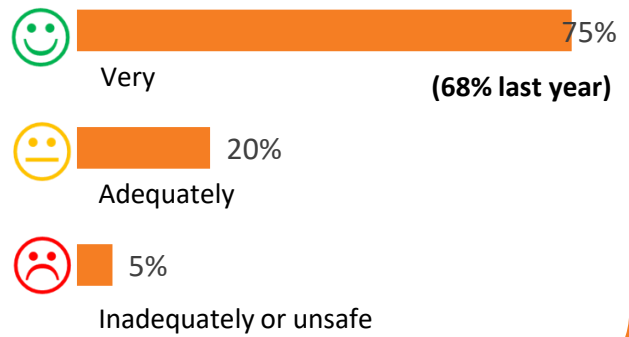
## Satisfaction with social care



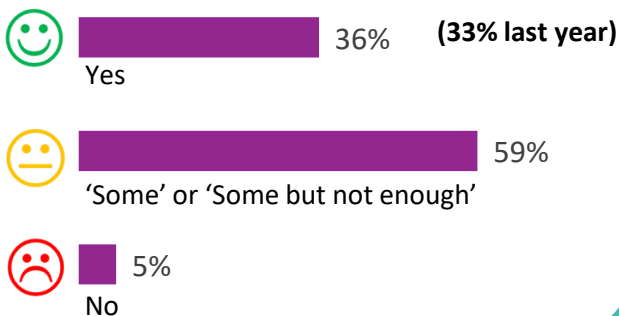
## Do you find it easy to find information?



## Do you feel safe?



## Do you spend your time doing things you value and enjoy?



## Do you get access to all the food and drink you want?

