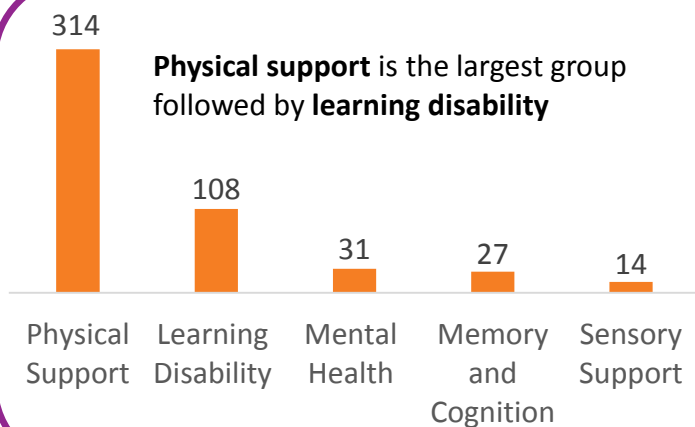


Adult Social Care users in Derbyshire 2018

This infographic gives a summary of the ASCS survey carried out by all councils with social services responsibility, focussing on the results for Derbyshire. It is for social care clients and staff.

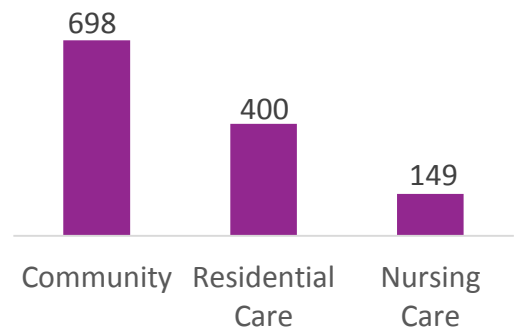
- There are 9,705 people receiving social services care or support in Derbyshire, which is about 15 in every 1,000 adults in Derbyshire (Census mid year estimate for Derbyshire 638,867)
- In 2018 a random sample of 1,298 people receiving services were sent a survey, and 516 completed it (40%)

Primary support reasons



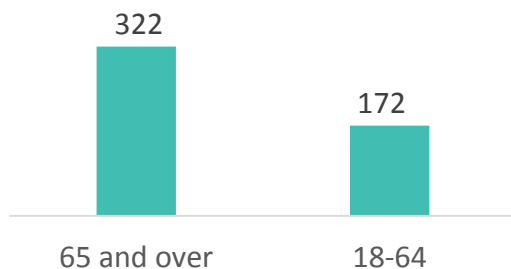
Where do they live?

The largest group of clients live in the **community**



How old are they?

The largest group of clients are **65 and over**



What's their Quality of Life like?

19.0 in Derbyshire (**19.7** last year)

19.1 England (**19.1** last year)

19.2 CIPFA family (**19.3** last year)

18.9 East Midlands (**19.2** last year)

We are similar to others, and have all dropped slightly since last year

(Quality of Life is a score out of a maximum of 24)

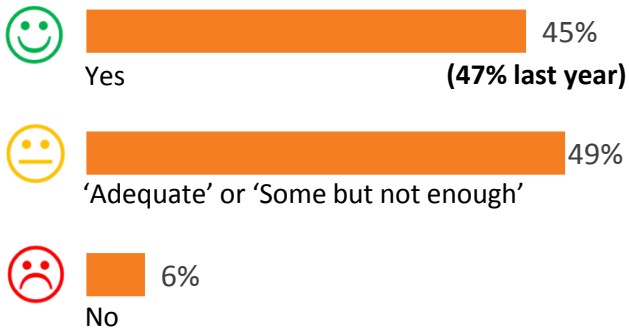
(Figures may not all add up to 516 as not all questions were answered by all respondents)

For any further information please contact kit@derbyshire.gov.uk

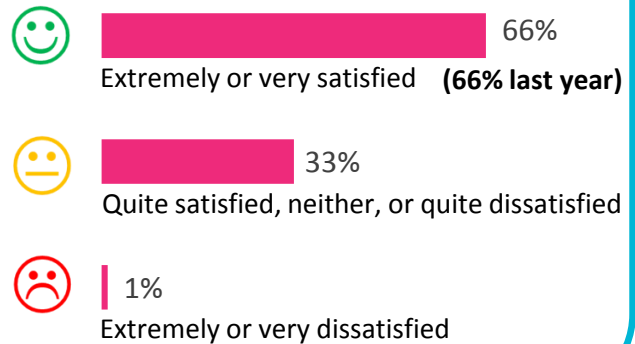
Adult Social Care users in Derbyshire 2018

This infographic gives a summary of the ASCS survey carried out by all councils with social services responsibility, focussing on the results for Derbyshire. It is for social care clients and staff.

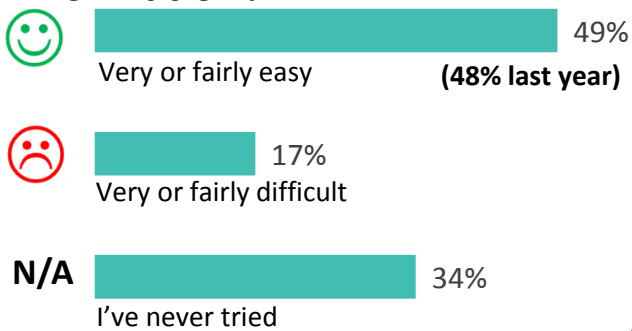
Enough social contact?



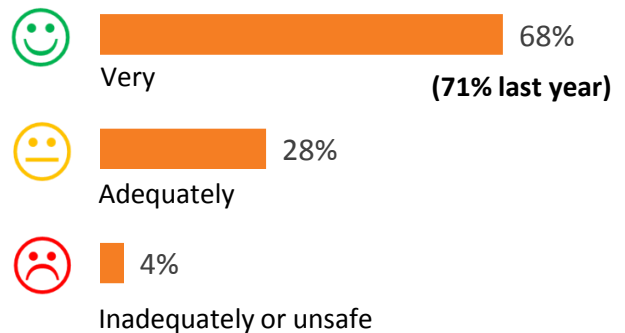
Satisfaction with social care



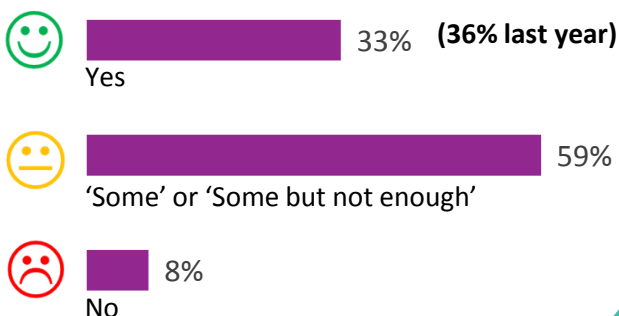
Do you find it easy to find information?



Do you feel safe?



Do you spend your time doing things you value and enjoy?



Do you get access to all the food and drink you want?

