

Carers in Derbyshire 2021/22

This infographic gives a summary of the Survey of Adult Carers in England carried out by all councils with social services responsibilities, focusing on the results for Derbyshire. It is for carers and staff.

Who are the carers that responded to the survey?



Youngest: 21yrs male, cares for grandfather



Most are women. Majority aged 55 – 64 years. Caring for partners, children and parents



Oldest: 94yrs male, cares for wife

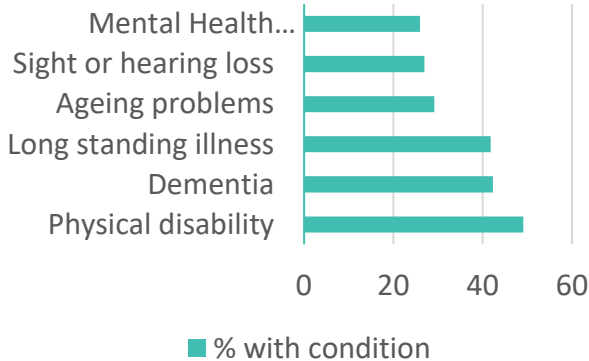
Nearly 70% of carers have their own health issues

Only 10% of carers are employed full time

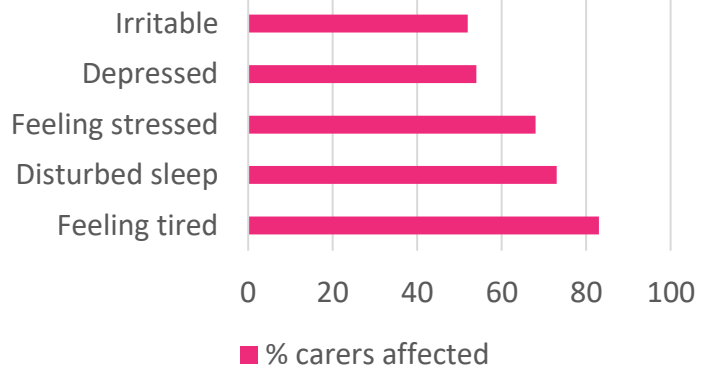
More than 25% of carers have cared for 15 years or more

47% of Derbyshire carers spend more than 100 hours a week caring

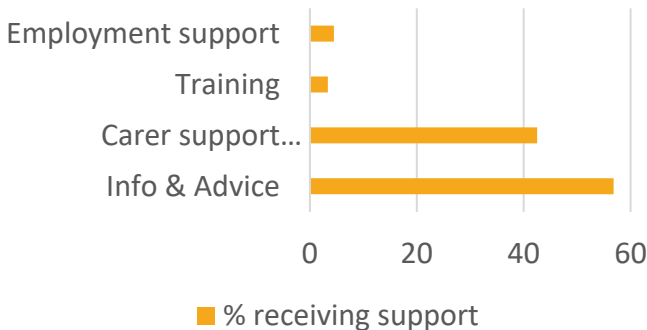
Who are they caring for? Conditions of cared for person



How are carers affected?



What support do carers receive?



What did carers tell us?

As a family we have been pleased with the care we have received throughout this long and debilitating period.

Everything seems to revolve around the internet, what about us that don't have a computer?

You get constantly sidelined and no one communicates.

I feel I need a break and respite.

Derbyshire carers very helpful and supportive.

With dementia you feel quite isolated.

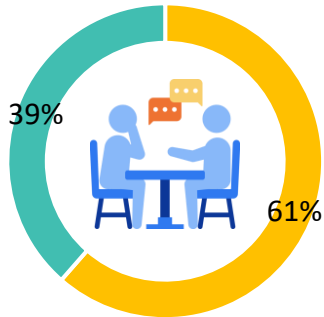
What are we doing?

- Carer feedback through the survey has provided invaluable information which will inform the update of the Derbyshire Carers Strategy .
- The survey provides strong, local evidence which will influence future Council policies, to make sure carers are effectively supported

Carers in Derbyshire 2021/22

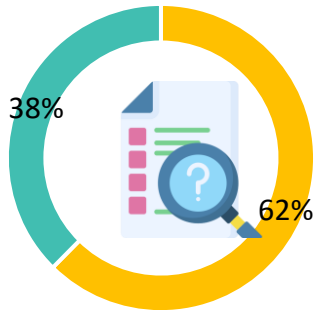
This infographic gives a summary of the Survey of Adult Carers in England carried out by all councils with social services responsibilities, focusing on the results for Derbyshire. It is for carers and staff.

Included in discussion



■ yes ■ no

Easy to find information



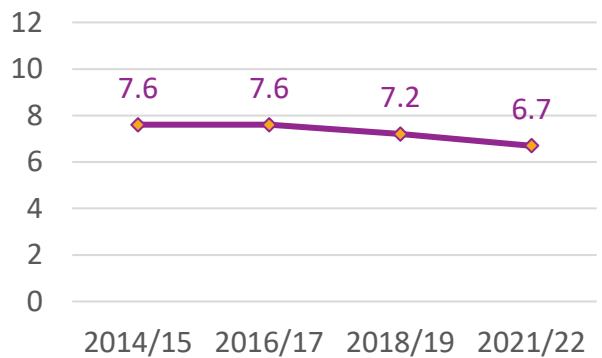
■ yes ■ no

12,046 active registered carers with Derbyshire Carers Association

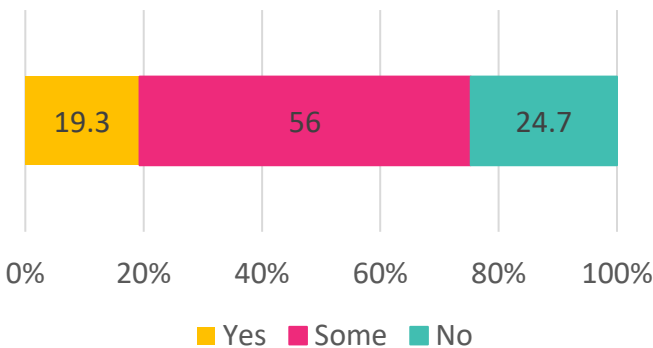
950 randomly selected carers were sent survey through the post. **420** responded (44.2%)

Quality of life score

This is based on a combination of different questions, scored out of 12 and is declining in line with the national trend.



As much social contact as wanted?



■ Yes ■ Some ■ No

Satisfied with social services

41%



3 Biggest Impacts of COVID-19 Pandemic on Carers.

Wellbeing

Health

Relationships



For any further information please contact

kit@derbyshire.gov.uk



Public Health Knowledge & Intelligence Team