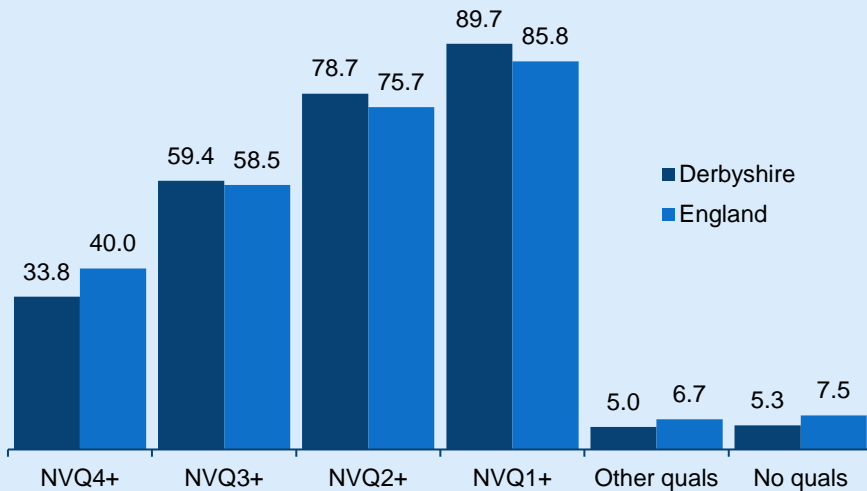


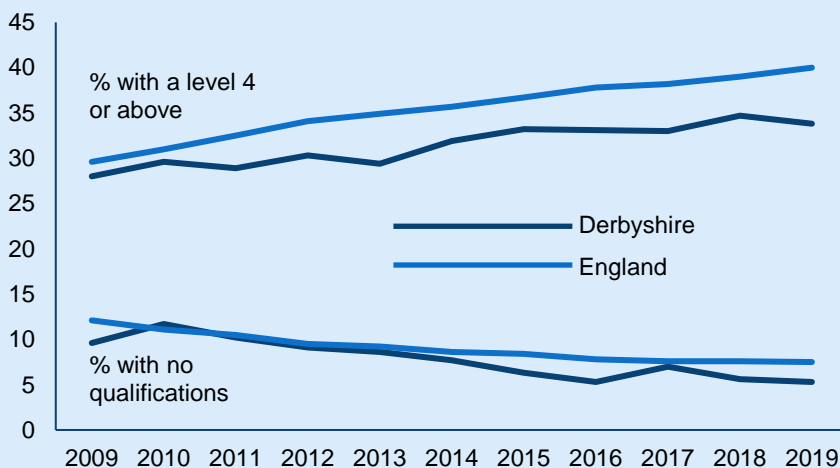
Adult skills levels in Derbyshire

Qualification levels (%)



The qualification levels of Derbyshire's working age population (aged 16-64 years) have **greatly improved over the last ten years since 2009** when the proportion of people qualified to NVQ Level 4+ was 26.0% and 9.6% of people had no qualifications. Currently 33.8% of the county's residents have a level 4 qualification and just 5.3% have no qualifications.

Qualifications levels over time (%)

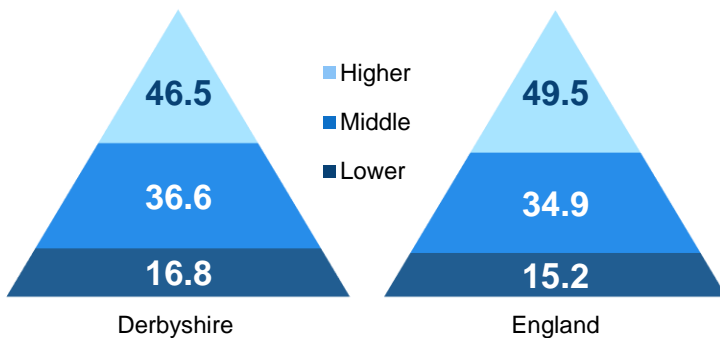


However, there continues to be a **significant skills gap at level 4+** with relatively fewer Derbyshire residents with higher level qualifications compared with England.

The proportion of the **workforce qualified to level 4+ varies by nearly 26% points** across the county, from 44.7% in High Peak to 19.1% in Bolsover.

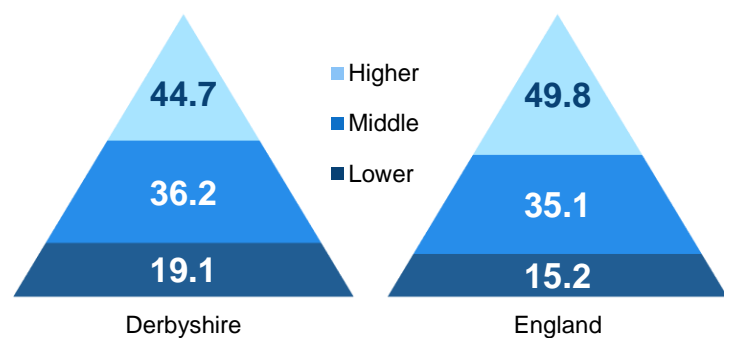
Occupational levels (%)

Residents



Fewer Derbyshire residents work in higher level occupations than across England

Firms



The occupational profile of Derbyshire's firms is lower than for Derbyshire residents reflecting the county's different industrial structure