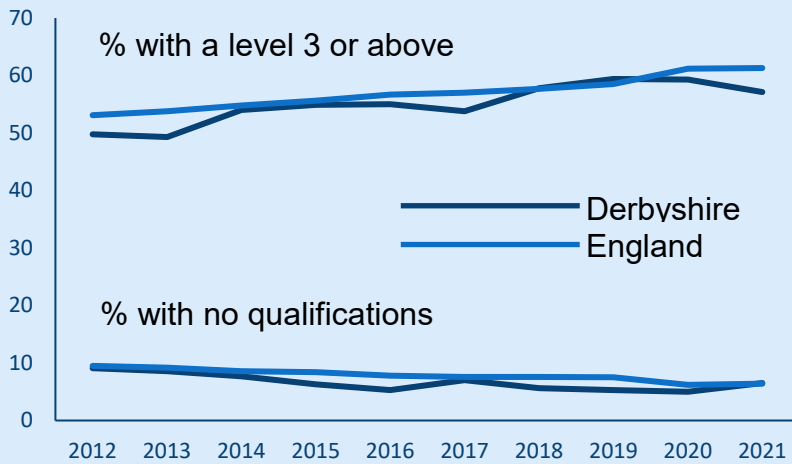


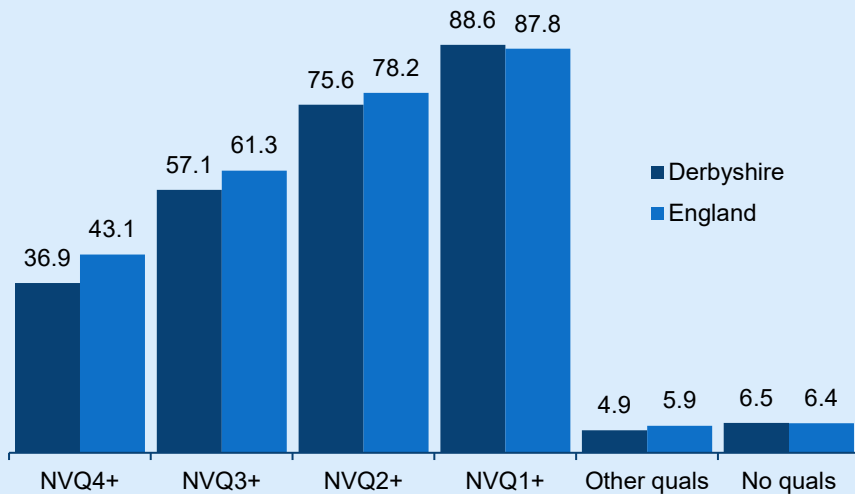
Adult skills levels in Derbyshire

Qualifications levels over time (%)



The qualification levels of Derbyshire's working age population (aged 16-64 years) have **greatly improved over the last ten years since 2012** when the proportion of people qualified to NVQ Level 3+ was 49.8% and 9.1% of people had no qualifications. Currently 57.1% of the county's residents have a level 3 qualification and just 6.5% have no qualifications.

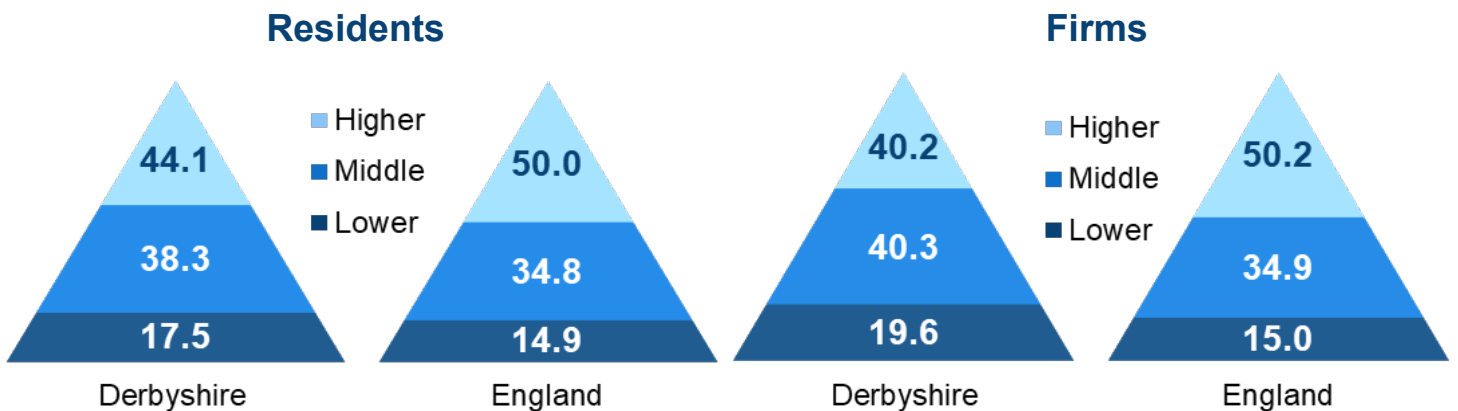
Qualification levels in 2021 (%)



However, there continues to be a **significant skills gap at level 3+** with relatively fewer Derbyshire residents with higher level qualifications compared with England.

The proportion of the **workforce qualified to level 3+ varies by over 19%** across the county, from a high of 64.9% in Derbyshire Dales to just 45.5% in Bolsover.

Occupational levels (%)



Fewer Derbyshire residents work in higher level occupations than across England

The occupational profile of Derbyshire's firms is lower than for residents reflecting the county's different industrial structure