

Benefit Statistics for Derbyshire

Universal Credit


13,513 claimants (October 2018)



up 8,067 people
since October 2017

Job Seekers Allowance


3,710 claimants (May 2018)



down 140 people
since May 2017

Employment & Support Allowance / Incapacity Benefit


29,380 claimants (28,700 ESA claimants) (May 2018)



down 1,660 people
since May 2017

Income Support (IS)


5,820 claimants (3,580 Lone Parents on IS) (May 2018)



down 660 people
since May 2017

State Pension

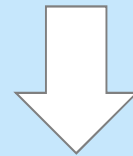
168,750 claimants (May 2018)



down 1,290 people
since May 2017

Pension Credit


20,420 claimants (May 2018)



down 1,670 people
since May 2017

Personal Independence Payments (PIP) / (DLA)

51,019 claimants (24,839 PIP claimants) (May 2018)



down 221 people
since May 2017

Carer's Allowance

11,080 claimants (May 2018)



up 700 people
since May 2017

Attendance Allowance


20,144 claimants (May 2018)



up 102 people
since May 2017

Housing Benefit


42,114 claimants (August 2018)



down 3,728 people
since August 2017

JSA sanctions

11 sanctions applied (July 2018)



down 18 people
since July 2017