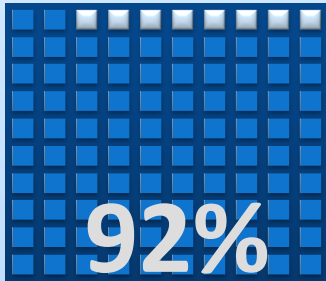


Business survival in Derbyshire

1 year

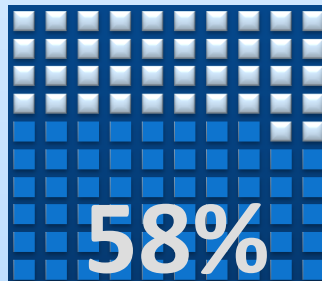


England - 89%

Year business founded:

2018

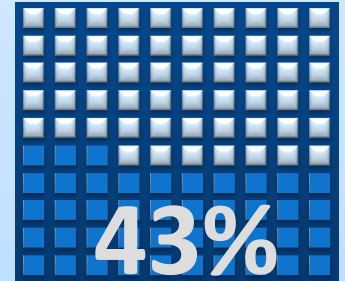
3 years



England - 52%

2016

5 years




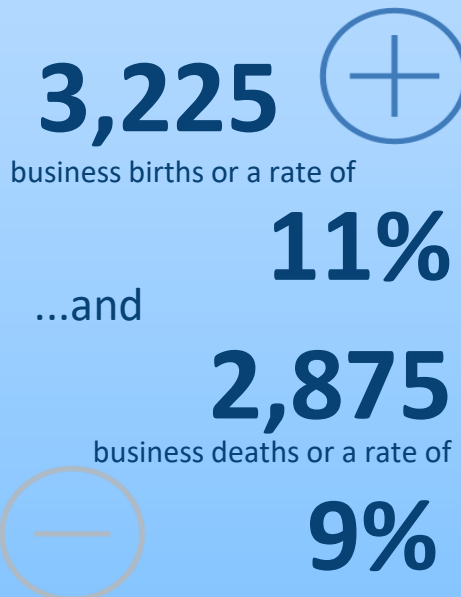
England - 43%

2014

There were

30,515

active businesses in
Derbyshire in 2019



Derbyshire had more business births than deaths in 2019, with a net difference of 1.1%. Slightly lower than England, where a net increase of 1.9% was seen.

Net difference in business births and deaths, 2019

The net difference in business births and deaths in 2019 is highest in South Derbyshire

