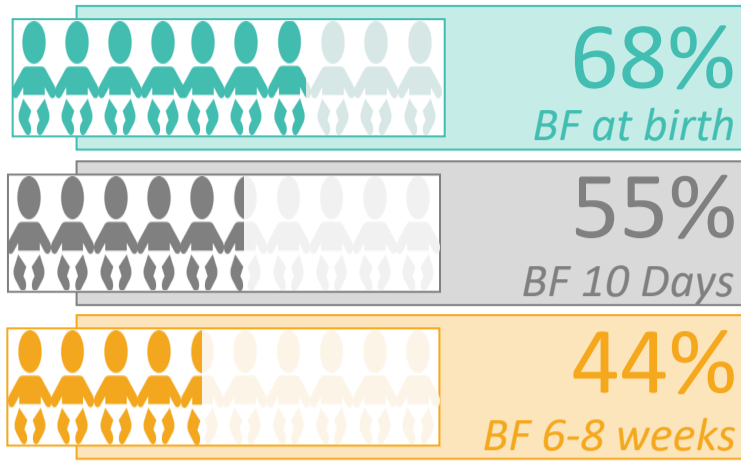
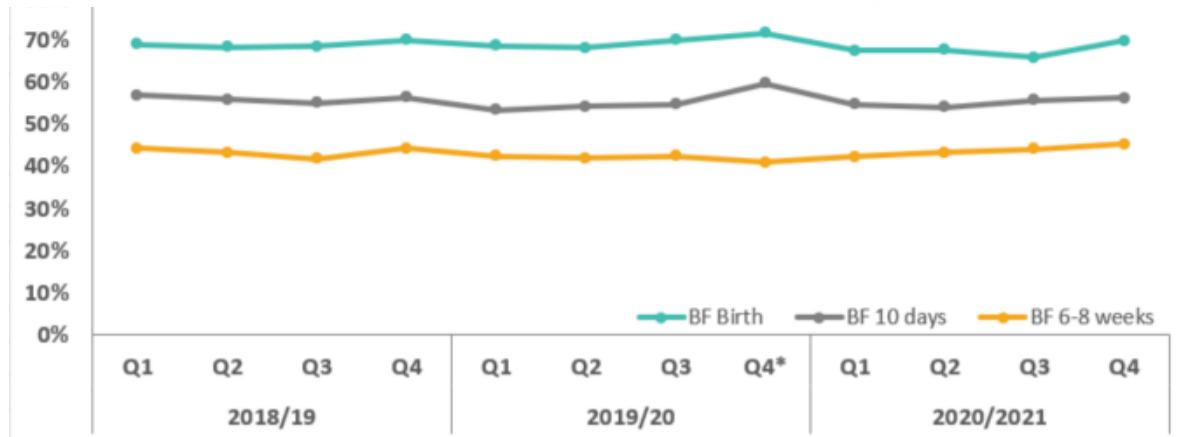


Breastfeeding in Derbyshire at birth, 10 days and 6-8 weeks (Q1 - Q4 2020/21)

1. Derbyshire Prevalence

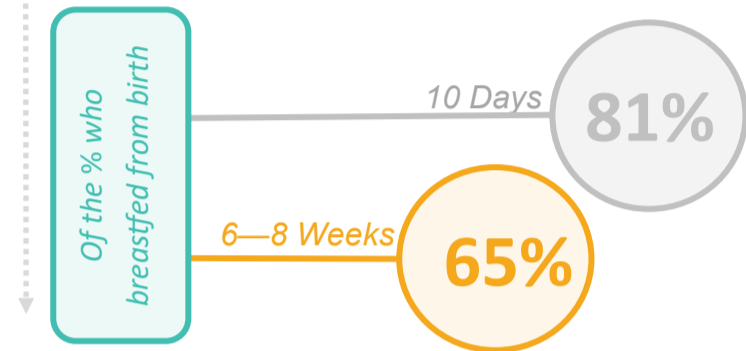


2. Trends



*This does not include complete Q4 data from 2019/20

4. Sustainment



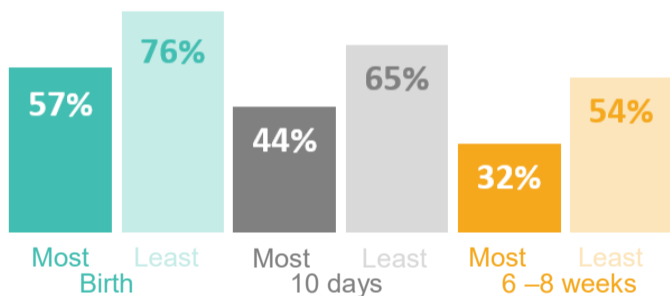
3. Exclusive or Partial*



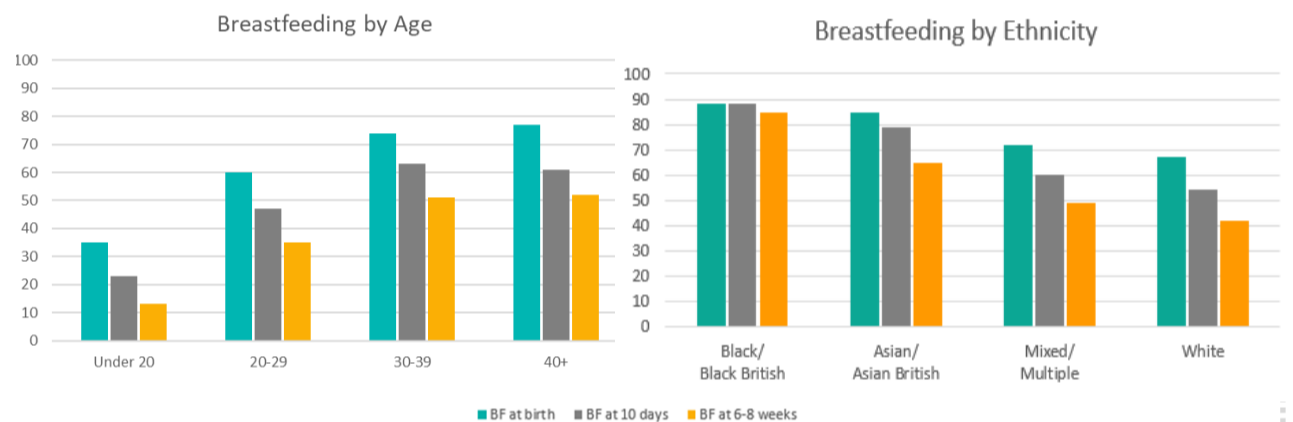
*Out of all women who were breastfeeding, this is the % of women, at each time cohort, who were exclusively breastfeeding without formula.

5. Prevalence & Deprivation

Breastfeeding prevalence comparing most deprived to least deprived using the latest IMD data.



6. Age and Ethnicity



8. Fingertips

7. Breastfeeding compared to Derbyshire

Baby's first feed breastmilk

Breastfeeding initiation has been replaced by Baby's first feed breastmilk. Most recent data in 2018/19 showed that 64.3% of babies in Derbyshire received breastmilk as their first feed, significantly lower when compared to England (67.4%).

64%

BF prevalence at 6-8 weeks

Derbyshire continues to have a significantly lower breastfeeding prevalence at 6-8 weeks compared to England.

Breastfeeding Prevalence at 6-8 weeks after birth

Year	Derbyshire (%)	England (%)
2015/16	40.5	43.5
2016/17	40.5	44.5
2017/18	41.0	43.5
2018/19	41.5	46.5
2019/20	42.0	48.5

Data source: Fingertips

6-8 weeks

Derbyshire Dales (56%) had a significantly higher proportion. Bolsover (34%) had a significantly lower proportion.

MSOA compared to Derbyshire 2020/21

Significantly worse, similar, significantly better

10 days

Derbyshire Dales (65%) had a significantly higher proportion. Bolsover (46%) had a significantly lower proportion.

MSOA compared to Derbyshire 2020/21

Significantly worse, similar, significantly better

Birth

Derbyshire Dales (74%) had a significantly higher proportion. Bolsover (61%) had a significantly lower proportion.

MSOA compared to Derbyshire 2020/21

Significantly worse, similar, significantly better