

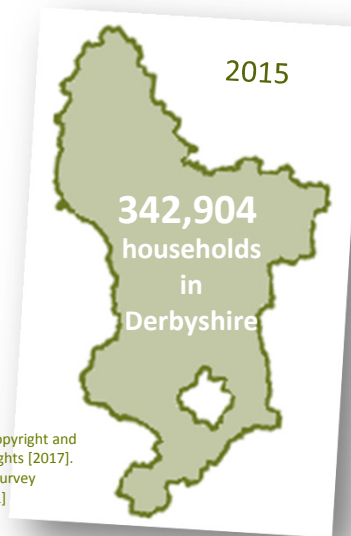
# What do we know about Derbyshire's households?




In 2015 the number of households in Derbyshire had increased by 9,800 since 2011



By 2037 the number of households is expected to increase by a further 48,900



© Crown copyright and database rights [2017]. Ordnance Survey [100023251]



The 2011 Census showed Derbyshire had a higher percentage of detached and semi-detached houses than England but fewer terraced houses and flats



6% of Derbyshire's households were lone parent households in 2011

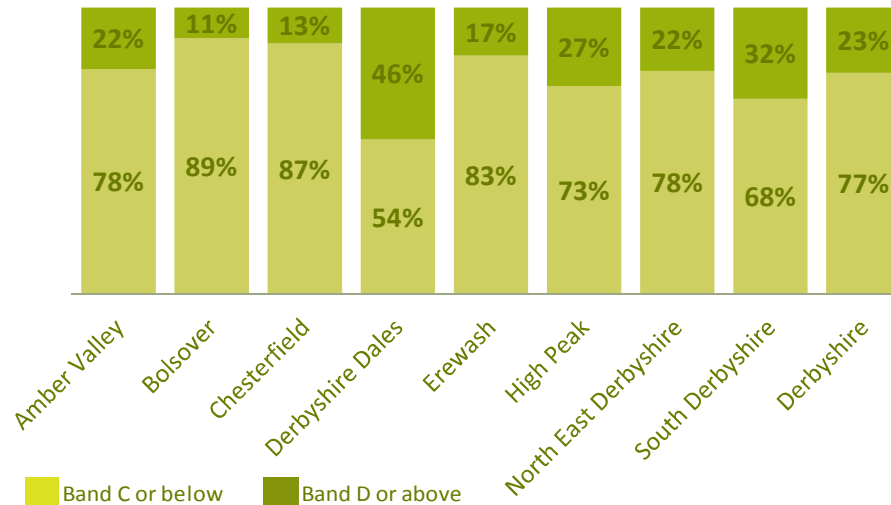


28% of households had dependent children



13% were single pensioner households

Households by Council Tax Band 2015-16



Derbyshire's average household size is expected to fall from 2.28 in 2012 to 2.16 in 2037

Average House Price 2014



Derbyshire



England

2015-16 Average Council Tax - Band D



Derbyshire



England

You can find more detailed data on the Derbyshire Observatory at <http://observatory.derbyshire.gov.uk>