

Breaston

Area type and code
Parish (E04002826)

Health

General health of all people	Number of people			All as % of total population		
	Males	Females	All	This Area	Erewash	Derbyshire
Very good / good	1,765	1,812	3,577	80.3	79.4	78.9
Fair	300	363	663	14.9	15.0	14.9
Very bad / bad	92	123	215	4.8	5.6	6.2

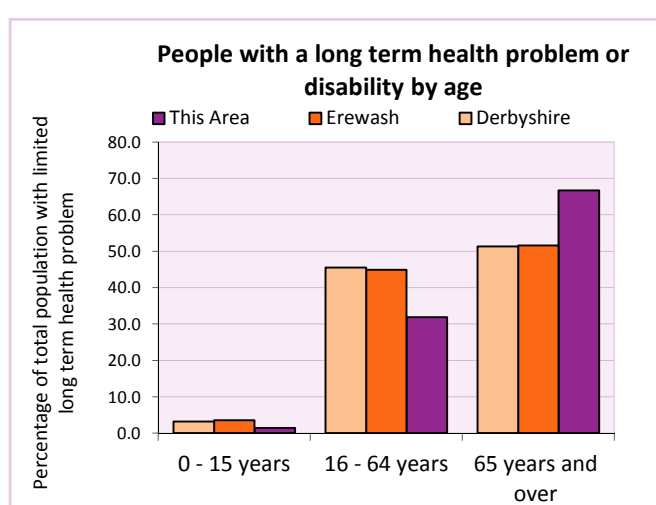
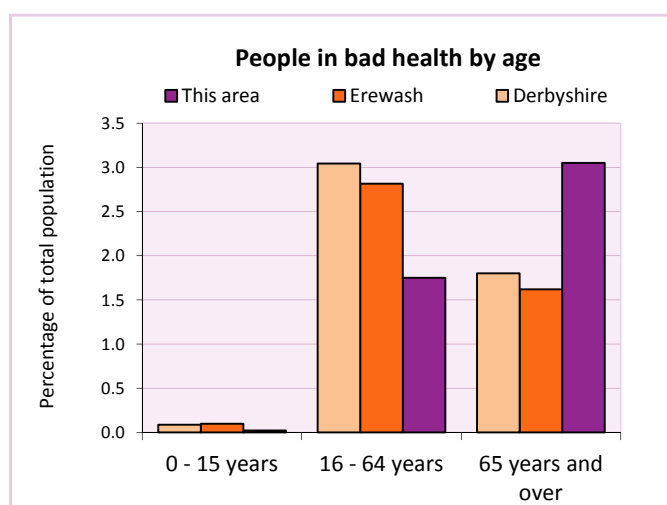
Table LC3206EW

General health by age and sex	Very good / good health as % of total in age band			Fair health as % of total in age band			Very bad / bad health as % of total in age band		
	This Area	Erewash	Derbyshire	This Area	Erewash	Derbyshire	This Area	Erewash	Derbyshire
Males									
0 to 15 years	52.3	50.1	49.8	0.3	1.1	1.1	0.2	0.4	0.3
16 to 64 years	42.6	41.5	41.6	4.8	5.8	5.9	1.3	2.1	2.5
65 years and over	25.8	21.8	21.7	14.6	16.3	16.1	4.9	6.5	7.1
Females									
0 to 15 years	46.3	47.3	47.8	0.9	0.9	0.8	0.0	0.2	0.2
16 to 64 years	44.9	42.1	41.7	4.7	6.1	6.1	1.7	2.2	2.3
65 years and over	28.0	24.3	24.2	20.0	22.4	21.6	6.8	8.7	9.3

Table LC3206EW

General health by ethnicity	Very good / good	Fair	Very bad / bad health	% of ethnic group in bad health		
				This Area	Erewash	Derbyshire
White British	3,420	650	202	4.7	5.7	6.3
Black and Minority Ethnic population	157	13	13	7.1	4.3	4.0

Table LC3206EW



2011 Census: Health Profile

Breaston

Area type and code

Parish (E04002826)

Long-term health problem or disability

Long-term health problem or disability by age	Number of people			All as % of total in age band		
	Males	Females	All	This Area	Erewash	Derbyshire
0 to 15 years	6	7	13	2.0	3.8	3.7
16 to 64 years	133	149	282	10.6	13.5	14.6
65 years and over	243	348	591	50.7	55.8	56.4
All people	382	504	886	19.9	19.3	20.4

Table LC3205EW

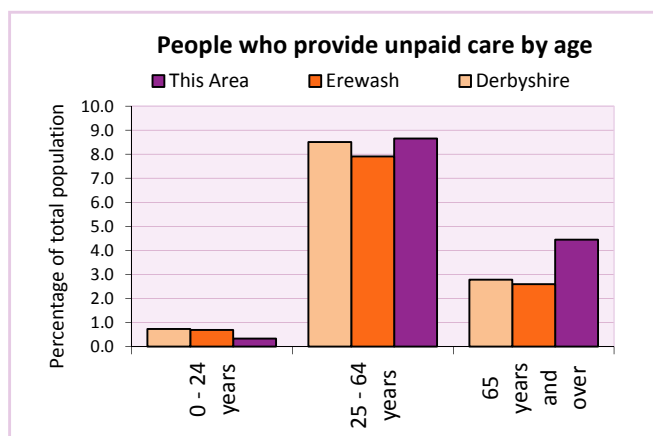
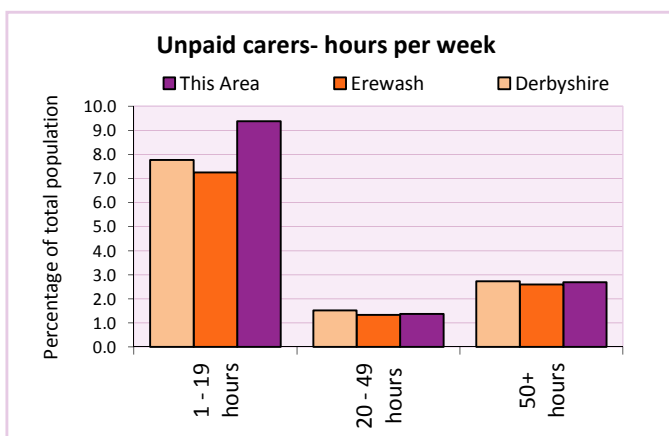
Carers

Provision of unpaid care	Number of people			% of total population		
	Males	Females	All	This Area	Erewash	Derbyshire
Hours spent caring (per week):						
- 1 to 19 hours	193	225	418	9.4	7.3	7.8
- 20 to 49 hours	24	37	61	1.4	1.3	1.5
- 50+ hours	51	69	120	2.7	2.6	2.7
All carers	268	331	599	13.4	11.2	12.0

Table LC3301EW

Provision of unpaid care by age	Hours spent providing unpaid care			All carers	% of total population in age group		
	1-19	20-49	50 or more		This Area	Erewash	Derbyshire
- 0 to 24 years	13	0	2	15	0.3	0.7	0.7
- 25 to 64 years	305	32	49	386	8.7	7.9	8.5
- 65 years and over	100	29	69	198	4.4	2.6	2.8

Table LC3301EW



For an **explanation** of the various terms used in these tables, please see the accompanying **Glossary**.

There is also a **Summary** profile, and there are other extension profiles covering the following topics:-

Population, Economic Activity, Equalities, Health, Households and Housing.

Profiles in Adobe Acrobat (pdf) format can be downloaded from the Derbyshire Observatory web site, which also provides interactive maps and charts - <http://observatory.derbyshire.gov.uk>

Please note that figures vary across the Census Profiles as different denominators are used. 2011 Census Table reference numbers are provided beneath each individual table in the Census Profiles should you require further information.

Version: 3.0