

Stanley and Stanley Common

Area type and code
Parish (E04002835)

Health

General health of all people	Number of people			All as % of total population		
	Males	Females	All	This Area	Erewash	Derbyshire
Very good / good	804	826	1,630	77.6	79.4	78.9
Fair	156	185	341	16.2	15.0	14.9
Very bad / bad	67	62	129	6.1	5.6	6.2

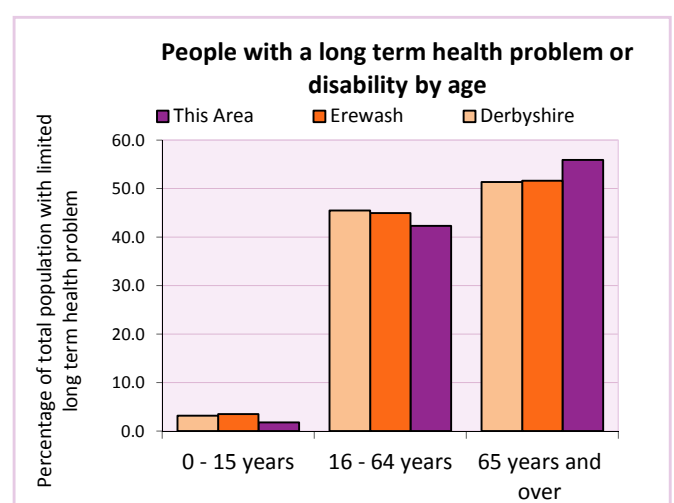
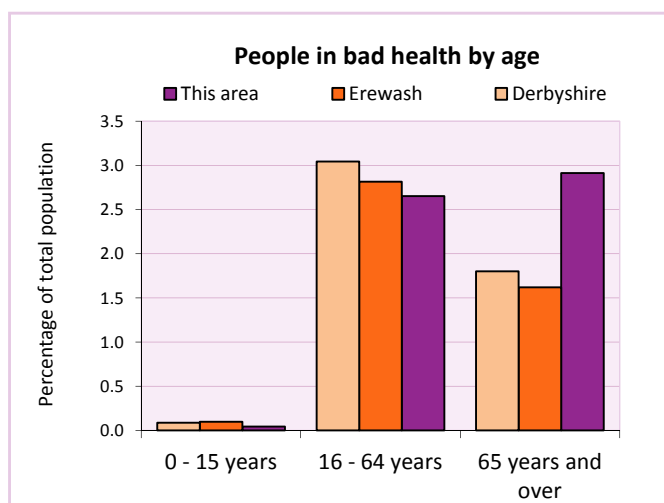
Table LC3206EW

General health by age and sex	Very good / good health as % of total in age band			Fair health as % of total in age band			Very bad / bad health as % of total in age band		
	This Area	Erewash	Derbyshire	This Area	Erewash	Derbyshire	This Area	Erewash	Derbyshire
Males									
0 to 15 years	49.7	50.1	49.8	0.9	1.1	1.1	0.0	0.4	0.3
16 to 64 years	41.4	41.5	41.6	5.7	5.8	5.9	2.5	2.1	2.5
65 years and over	15.4	21.8	21.7	11.8	16.3	16.1	5.1	6.5	7.1
Females									
0 to 15 years	49.1	47.3	47.8	0.0	0.9	0.8	0.3	0.2	0.2
16 to 64 years	42.3	42.1	41.7	6.0	6.1	6.1	2.1	2.2	2.3
65 years and over	17.2	24.3	24.2	45.7	22.4	21.6	4.9	8.7	9.3

Table LC3206EW

General health by ethnicity	Very good / good	Fair	Very bad / bad health	% of ethnic group in bad health		
				This Area	Erewash	Derbyshire
White British	1,593	333	126	6.1	5.7	6.3
Black and Minority Ethnic population	37	8	3	6.3	4.3	4.0

Table LC3206EW



2011 Census: Health Profile

Stanley and Stanley Common

Area type and code

Parish (E04002835)

Long-term health problem or disability

Long-term health problem or disability by age	Number of people			All as % of total in age band		
	Males	Females	All	This Area	Erewash	Derbyshire
0 to 15 years	4	4	8	2.5	3.8	3.7
16 to 64 years	97	90	187	14.4	13.5	14.6
65 years and over	111	136	247	36.9	55.8	56.4
All people	212	230	442	19.2	19.3	20.4

Table LC3205EW

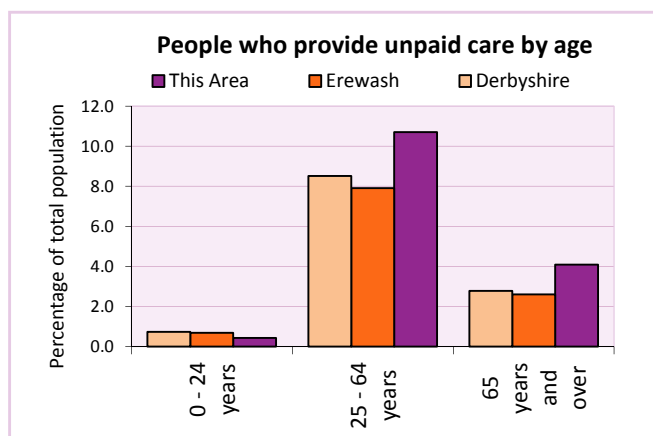
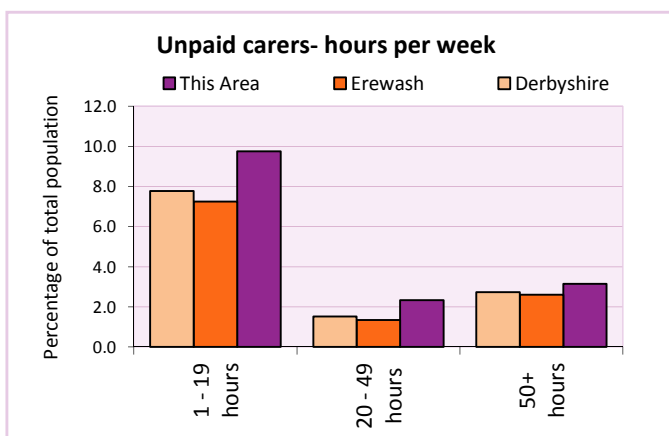
Carers

Provision of unpaid care	Number of people			% of total population		
	Males	Females	All	This Area	Erewash	Derbyshire
Hours spent caring (per week):						
- 1 to 19 hours	95	110	205	9.8	7.3	7.8
- 20 to 49 hours	18	31	49	2.3	1.3	1.5
- 50+ hours	34	32	66	3.1	2.6	2.7
All carers	147	173	320	15.2	11.2	12.0

Table LC3301EW

Provision of unpaid care by age	Hours spent providing unpaid care			All carers	% of total population in age group		
	1-19	20-49	50 or more		This Area	Erewash	Derbyshire
- 0 to 24 years	7	2	0	9	0.4	0.7	0.7
- 25 to 64 years	159	37	29	225	10.7	7.9	8.5
- 65 years and over	39	10	37	86	4.1	2.6	2.8

Table LC3301EW



For an **explanation** of the various terms used in these tables, please see the accompanying **Glossary**.

There is also a **Summary** profile, and there are other extension profiles covering the following topics:-

Population, Economic Activity, Equalities, Health, Households and Housing.

Profiles in Adobe Acrobat (pdf) format can be downloaded from the Derbyshire Observatory web site, which also provides interactive maps and charts - <http://observatory.derbyshire.gov.uk>

Please note that figures vary across the Census Profiles as different denominators are used. 2011 Census Table reference numbers are provided beneath each individual table in the Census Profiles should you require further information.

Version: 3.0