

## Derbyshire

Area type and code  
County (E10000007)

### Total households

| Total population resident in households | Total number of households | Total number of families in households |
|---|----------------------------|--|
| 760,840                                 | 332,637                    | 233,208                                |

A family is defined as a group of people who are either a:

- married, same-sex civil partnership, or cohabiting couple, with or without child(ren)
- lone parent with child(ren)
- married, same-sex civil partnership, or cohabiting couple with grandchild(ren) but with no children present from the intervening generation
- single grandparent with grandchild(ren) but no children present from the intervening generation

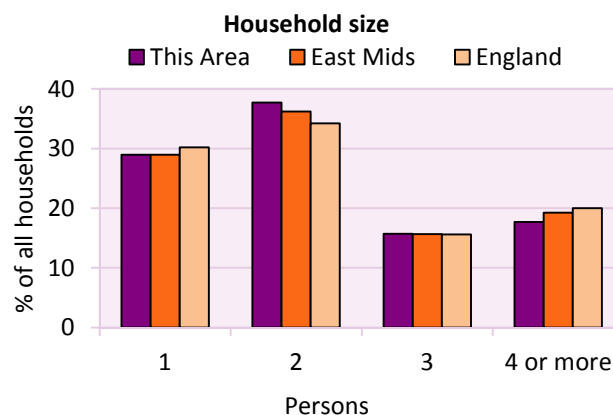
Children in couple families need not belong to both members of the couple.

For single or couple grandparents with grandchildren present, the children of the grandparent(s) may also be present if they are not parents or grandparents of the youngest generation present.

### Household size

| Household size |                      | % of total households |           |         |
|----------------|----------------------|-----------------------|-----------|---------|
| Persons        | Number of households | This Area             | East Mids | England |
| 1              | 96,233               | 28.9                  | 29.0      | 30.2    |
| 2              | 125,403              | 37.7                  | 36.2      | 34.2    |
| 3              | 52,206               | 15.7                  | 15.6      | 15.6    |
| 4 or more      | 58,795               | 17.7                  | 19.2      | 20.0    |

| Average household size |                      | Average Household Size |           |         |
|------------------------|----------------------|------------------------|-----------|---------|
| Persons                | Number of households | This Area              | East Mids | England |
| 760,840                | 332,637              | 2.3                    | 2.3       | 2.4     |



### Household composition

| Household composition             | Number of households | % of total households |               |         |
|-----------------------------------|----------------------|-----------------------|---------------|---------|
|                                   |                      | This Area             | East Midlands | England |
| One person households:            | 96,233               | 28.9                  | 29.0          | 30.2    |
| - Pensioner                       | 43,270               | 13.0                  | 12.3          | 12.4    |
| - Other                           | 52,963               | 15.9                  | 16.7          | 17.9    |
| One family households:            | 190,224              | 57.2                  | 54.5          | 51.2    |
| - All pensioner                   | 31,936               | 9.6                   | 9.0           | 8.1     |
| - Married couple households       | 120,932              | 36.4                  | 34.9          | 33.2    |
| - Cohabiting couple households    | 37,356               | 11.2                  | 10.6          | 9.8     |
| Lone parent households:           | 31,559               | 9.5                   | 9.9           | 10.6    |
| - with at least 1 dependent child | 20,557               | 6.2                   | 6.7           | 7.1     |
| - all children non-dependent      | 11,002               | 3.3                   | 3.2           | 3.5     |
| Other households                  | 14,621               | 4.4                   | 6.6           | 8.0     |

# 2011 Census: Households Profile

Derbyshire

Area type and code  
County (E10000007)

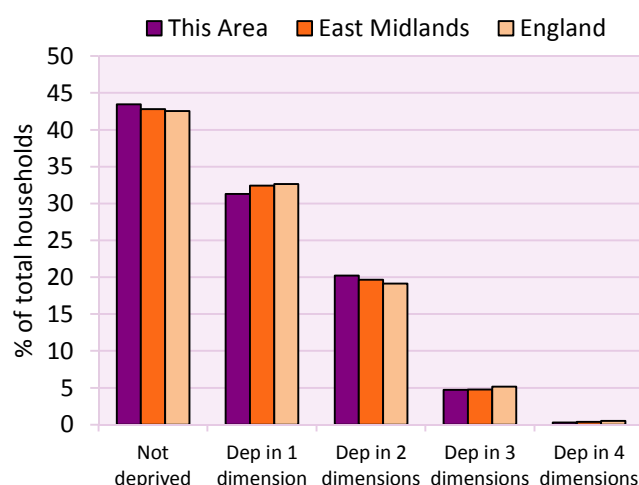
## Deprivation

| Household deprivation<br>(Census classification) | Number of households | % of all households |               |         |
|--|----------------------|---------------------|---------------|---------|
|  |                      | This Area           | East Midlands | England |
| Not deprived in any dimension                    | 144,558              | 43.5                | 42.8          | 42.5    |
| Deprived in one dimension                        | 104,149              | 31.3                | 32.4          | 32.7    |
| Deprived in 2 dimensions                         | 67,248               | 20.2                | 19.6          | 19.1    |
| Deprived in 3 dimensions                         | 15,645               | 4.7                 | 4.8           | 5.1     |
| Deprived in 4 dimensions                         | 1,037                | 0.3                 | 0.4           | 0.5     |

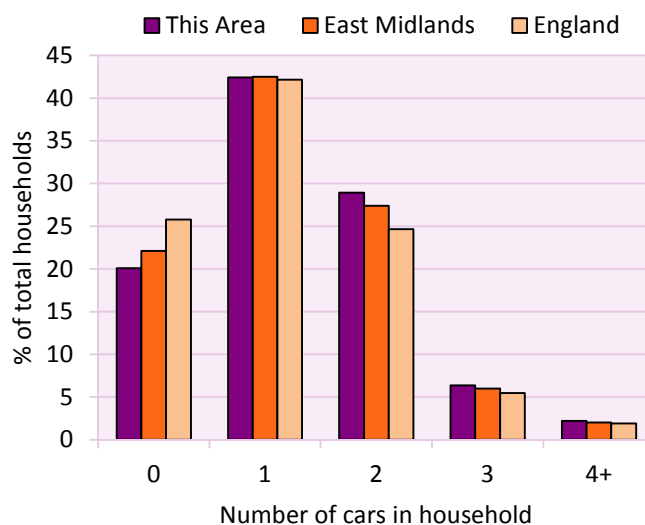
The Census measure of deprivation uses the following four dimensions:

**Employment** - Where any member of the household who is not a full-time student is either unemployed or long-term sick; **Education** - Where no member of the household has at least a level 2 qualification, and no member of the household aged 16-18 is a full-time student; **Health and disability** - If any member of the household has 'bad or very bad' general health or has a long term health problem; and **Housing** - The household's accommodation is either overcrowded (with an occupancy rating -1 or less), is in a shared dwelling, or has no central heating. A household is classified as being deprived in one to four of these dimensions in any combination.

Household deprivation



Households without a car



## Car availability

| Car availability<br>Number of cars or vans in household | Number of households       | % of all households                         |               |         |
|---|----------------------------|---|---------------|---------|
|   |                            | This Area                                   | East Midlands | England |
| 0   | 66,832                     | 20.1  | 22.1          | 25.8    |
| 1   | 141,123                    | 42.4  | 42.5          | 42.2    |
| 2   | 96,191                     | 28.9  | 27.4          | 24.7    |
| 3   | 21,156                     | 6.4   | 6.0           | 5.5     |
| 4+  | 7,335                      | 2.2   | 2.0           | 1.9     |
| <b>Total number of cars or vans</b>                     | <b>Number of cars/vans</b> | <b>Average number of cars per household</b> |               |         |
|   | 429,770                    | This Area                                   | East Midlands | England |
|   |                            | 1.3   | 1.2           | 1.2     |

# 2011 Census: Households Profile

Derbyshire

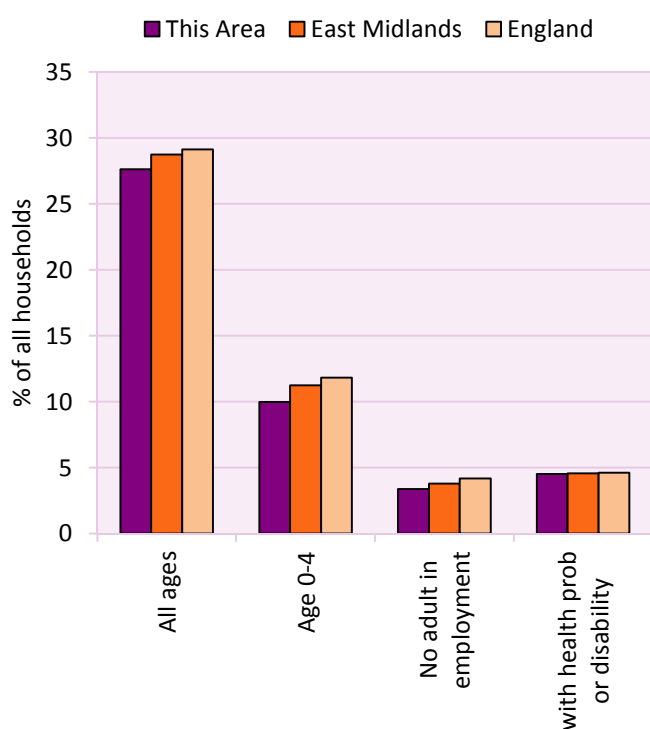
Area type and code  
County (E10000007)

## Dependent children

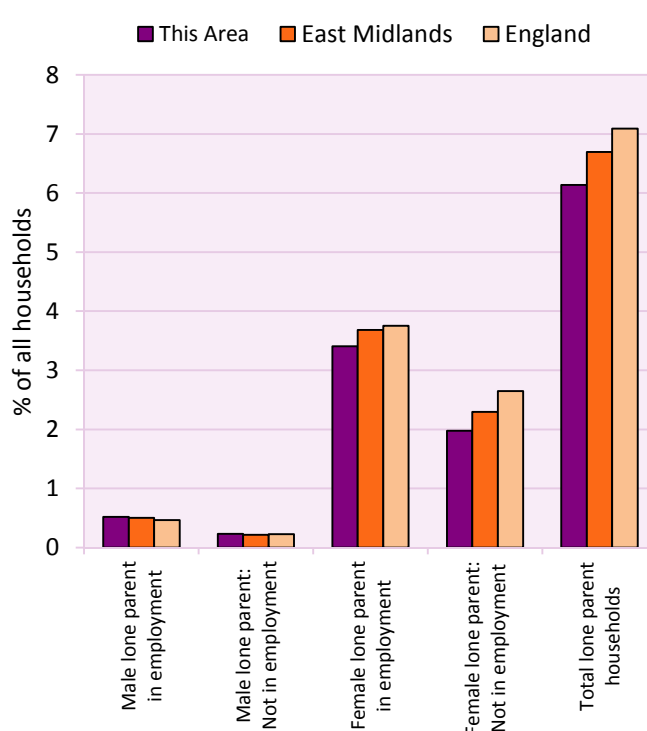
| Households with dependent children  | Number of households | % of total households |               |         |
|---|----------------------|-----------------------|---------------|---------|
|   |                      | This Area             | East Midlands | England |
| Households with dependent children: All ages  | 91,923               | 27.6                  | 28.7          | 29.1    |
| Households with dependent children: Age 0-4   | 33,225               | 10.0                  | 11.2          | 11.8    |
| Households with dependent children and no adult in employment   | 11,193               | 3.4                   | 3.8           | 4.2     |
| Households with one person in household with long-term health problem or disability with dependent children | 15,007               | 4.5                   | 4.6           | 4.6     |

| Lone parent households with dependent children by employment status | Number of households | % of total households |               |         |
|---|----------------------|-----------------------|---------------|---------|
|   |                      | This Area             | East Midlands | England |
| Lone parent households with dependent children:                     |                      |                       |               |         |
| - Male lone parent: In part-time employment                         | 316                  | 0.1                   | 0.1           | 0.1     |
| - Male lone parent: In full-time employment                         | 1,419                | 0.4                   | 0.4           | 0.4     |
| - Male lone parent: Not in employment                               | 781                  | 0.2                   | 0.2           | 0.2     |
| - Female lone parent: In part-time employment                       | 7,010                | 2.1                   | 2.3           | 2.3     |
| - Female lone parent: In full-time employment                       | 4,327                | 1.3                   | 1.4           | 1.5     |
| - Female lone parent: Not in employment                             | 6,566                | 2.0                   | 2.3           | 2.6     |
| Total lone parent households with dependent children                | 20,419               | 6.1                   | 6.7           | 7.1     |

### Households with dependent children



### Lone parent households by employment status



# 2011 Census: Households Profile

Derbyshire

Area type and code  
County (E1000007)

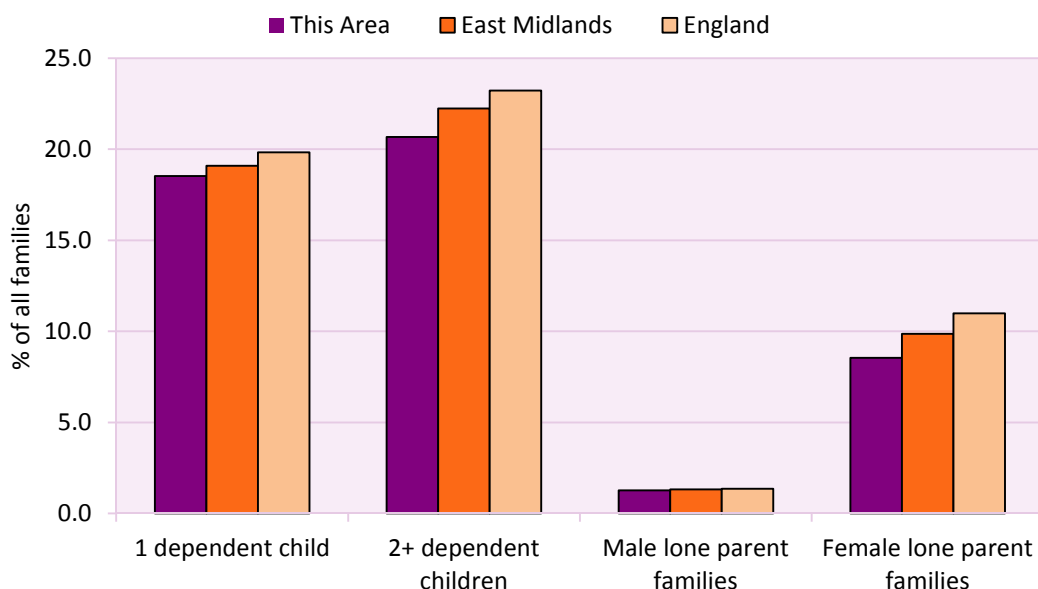
## Dependent children continued

| Families with dependent children           | Number of families | % of all families |               |         |
|--|--------------------|-------------------|---------------|---------|
|  |                    | This Area         | East Midlands | England |
| Families with 1 dependent child            | 43,225             | 18.5              | 19.1          | 19.8    |
| Families with 2 or more dependent children | 48,229             | 20.7              | 22.2          | 23.2    |
| Male lone parent families                  | 2,960              | 1.3               | 1.3           | 1.4     |
| Female lone parent families                | 19,945             | 8.6               | 9.9           | 11.0    |

| Families with dependent children by employment status | Number of parents aged 16+ | % of population 16+ |               |         |
|---|----------------------------|---------------------|---------------|---------|
|   |                            | This Area           | East Midlands | England |
| Couple families with dependent children:              |                            |                     |               |         |
| - 1 adult in employment                               | 30,241                     | 4.8                 | 5.3           | 5.7     |
| - 2 adults in employment                              | 99,226                     | 15.7                | 14.9          | 14.2    |
| - No adult in employment                              | 7,594                      | 1.2                 | 1.3           | 1.3     |
| Lone parent families with dependent children:         |                            |                     |               |         |
| - 1 adult in employment                               | 14,479                     | 2.3                 | 2.5           | 2.5     |
| - No adult in employment                              | 8,402                      | 1.3                 | 1.5           | 1.7     |

| Total dependent children | Dependent children |               |            |
|--------------------------|--------------------|---------------|------------|
|                          | This Area          | East Midlands | England    |
| Total dependent children | 157,571            | 960,184       | 11,437,443 |

Families with dependent children



For an **explanation** of the various terms used in these tables, please see the accompanying **Glossary**.

There is also a **Summary** profile, and there are other extension profiles covering the following topics:- **Change Over Time, Economic Activity, Equalities, Health, Households and Housing**.

**Profiles** in Adobe Acrobat (pdf) format can be downloaded from the Derbyshire Observatory web site, which also provides interactive maps and charts - <http://observatory.derbyshire.gov.uk>

Version: 1.0