

## Pilsley

Area type and code  
Parish (E04002800)

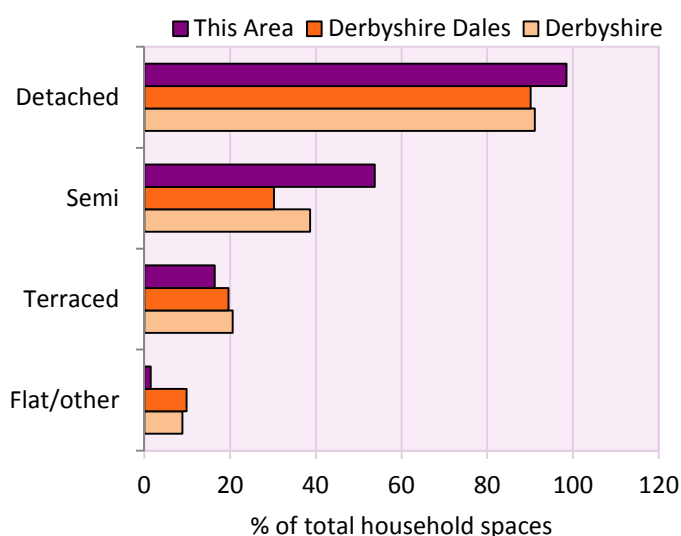
### Total dwellings

Total number of dwellings 230

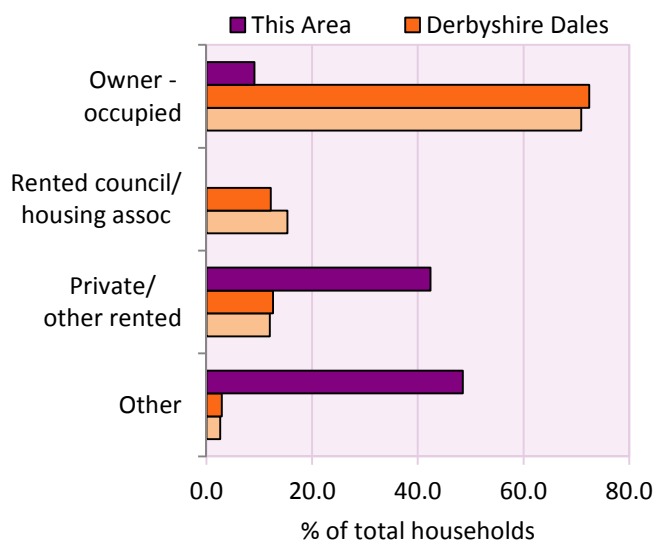
Dwelling type	Number of household spaces	% of total household spaces		
		This Area	Derbyshire Dales	Derbyshire
<b>Unshared dwellings</b>				
House or bungalow:	211	91.7	90.1	91.1
- detached	108	47.0	40.3	31.8
- semi-detached	85	37.0	30.2	38.7
- terraced	18	7.8	19.6	20.6
Flat:	18	7.8	9.7	8.6
- purpose built	15	6.5	6.4	6.5
- part of covered or shared house	2	0.9	1.8	1.2
- in a commercial building	1	0.4	1.4	0.9
Caravan or temporary structure	1	0.4	0.2	0.3
<b>Shared dwellings</b>	0	0.0	0.0	0.0

Tenure	Number of households	% of total households		
		This Area	Derbyshire Dales	Derbyshire
Owner - occupied	150	75.4	72.4	71.0
Shared ownership	0	0.0	0.7	0.4
Rented from council/housing association	20	10.1	12.2	15.3
Private/other rented	23	11.6	12.6	12.0
Living rent free	6	3.0	2.1	2.1
All households	199			

**Dwelling types**



**Tenure**



# 2011 Census: Housing Profile

Pilsley

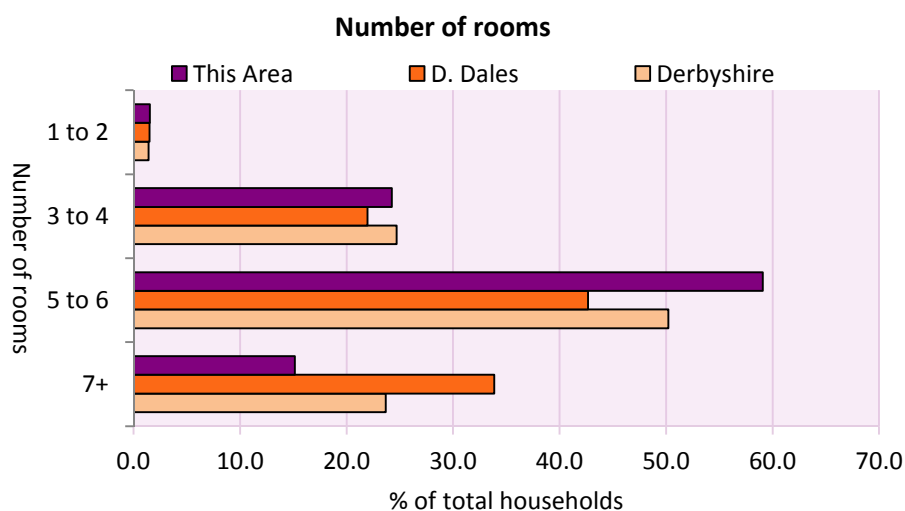
Area type and code  
Parish (E04002800)

Household spaces and occupancy	Number of household spaces	% of total household spaces		
		This Area	D. Dales	Derbyshire
Occupied	199	86.5	91.8	95.8
Unoccupied	31	13.5	8.2	4.2
All household spaces	230	100.0	100.0	100.0

## Accommodation

Households by number of rooms	Number of households	% of total households		
		This Area	D. Dales	Derbyshire
1	0	0.0	0.2	0.2
2	1	0.5	1.3	1.2
3 to 4	42	21.1	22.0	24.7
5 to 6	75	37.7	42.7	50.2
7 to 8	55	27.6	22.4	17.5
9+	26	13.1	11.5	6.2
<b>Average number of rooms per household</b>		<b>This Area</b>	<b>D. Dales</b>	<b>Derbyshire</b>
Average number of rooms per household		6.1	6.0	5.6
Average number of bedrooms per household		3.0	2.9	2.8

Overcrowding and lack of amenities	Number of households	% of total households		
		This Area	D. Dales	Derbyshire
Households which are:				
- overcrowded	7	3.5	3.3	3.7
- without central heating	5	2.5	2.4	2.0



For an **explanation** of the various terms used in these tables, please see the accompanying **Glossary**.

There is also a **Summary** profile, and there are other extension profiles covering the following topics:- **Change Over Time, Economic Activity, Equalities, Health, Households and Housing**.

**Profiles** in Adobe Acrobat (pdf) format can be downloaded from the Derbyshire Observatory web site, which also provides interactive maps and charts - <http://observatory.derbyshire.gov.uk>

Version: 1.0